


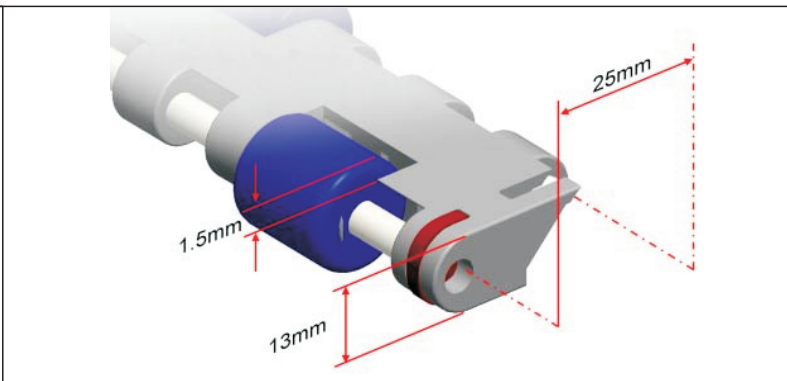


HS-502C Technical Data Sheet



Pitch: 25mm
 Minimum Width: 178mm
 Open Area: 0%
 Approved: FDA
 Rod: Ø 4.9mm
 Flight: No
 Side Guard: No
 Curve: No



Data

Belt Material	Belt Strength			Temperature		Belt Weight (Kg/M ²)
	Straight		Curve	°C (min.)	°C (max.)	
	Kg/M(BW)	N/M(BW)				
Polypropylene	1060	10600	--	1	100	8.0
Polyethylene	1030	10300	--	- 60	60	8.7
Acetal	1720	17200	--	- 40	80	12.6
Nylon	1520	15200	--	1	180	11.5

BW – Belt Width

Color Table

Polypropylene					Polyethylene					Acetal					Nylon				
W	G	N	DB	B	W	G	N	DB	B	W	G	N	DB	B	W	G	N	DB	B
●	●						●			●				●				●	

W-White, G-Gray, N-Nature, DB-Dark brown, B-Blue

Friction Table

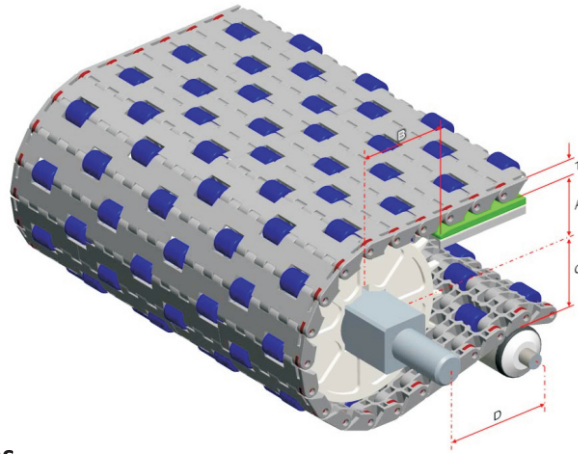
Belt Material	Friction Wear strips & Products							
	UHMW	HDPE	Steel	Glass	SUS	Plastic	Cardboard	Aluminum
Polyethylene	0.32	0.24	0.15	0.09	0.13	0.08	0.15	0.25
Polypropylene	0.13	0.11	0.26	0.19	0.31	0.16	0.21	0.41
Acetal	0.11	0.09	0.27	0.16	0.26	0.15	0.19	0.28
Nylon	0.18	0.13	0.25	0.16	0.26	0.16	0.19	0.27

SUS – Stainless Steel

Equivalent type with other Brand

Brand Name	Intralox	UNI	Rexnord	MCC	Habasit	KVP
Series & Type	1400	SNB	1005	1000	M2400	610
	1600/1650	CNB	1010		M2500	208
	200	OPB	7700		M2600	
	800/850	L-SNB	6390			

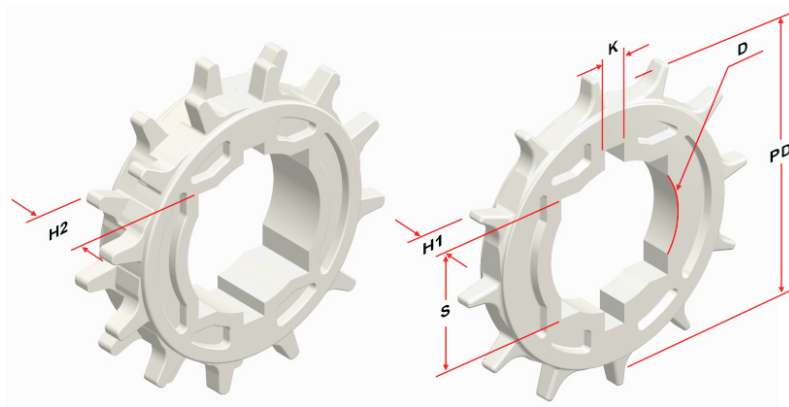
The above content is only for reference.



Conveyor Frame Dimensions

Unit : mm

No. Teeth	A (Min.)	B (Min.)	C (Max.)	D (Min.)	T	T1
12 / 12-2R	43.5	60	41	200	13	1.5
15-2R	56.25	72.75	53.75	200		
18 / 18-2R	67.5	84	65	200		
21-2R	80	96.5	77.5	200		
24 / 24-2R	93.5	110	91	250		




Sprocket Dimensions

Unit: mm

No. Teeth	PD	S	D	H1	H2	K
12	100	25.4/38.5/39/40..5	25.4/30.5/35.5/46.5/47.5	18	--	7X7
18	148	38.5/40..5	25.4/30.5/31.75/36.5/40.5/45.5/47.5	18	--	8X8
24	200	38.5/40.5/50.5/60.5	--	30	--	--
12-2R	100	38.5/40..5	25.4/30.5/45.5/47.5	--	20	8X8
15-2R	125.5	38.5/40..5	25.4/30.5/45.5/47.5	--	20	8X8
18-2R	148	38.5/40.5/45.5/60.5	30.5/40.5	--	20	8X8
21-2R	173	38.5/40.5	45.5	--	35	8X8
24-2R	200	38.5/40.5/60.5	--	--	35	--

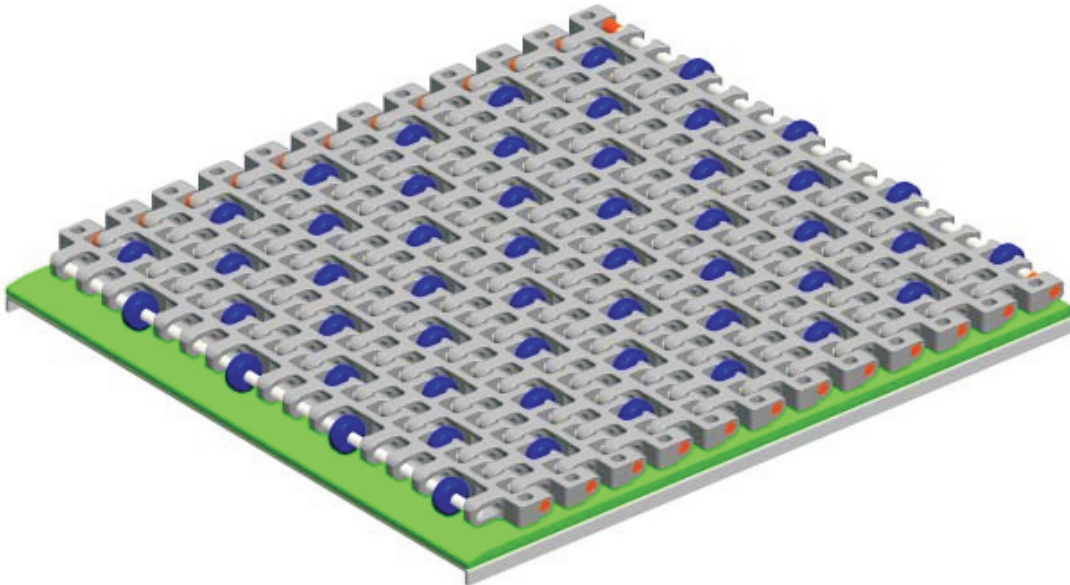
Support Mode of Insert Roller

- Accumulation



Wear Strips are placed between rollers for accumulation.

- Multi-Speed



Wear Strips are placed under the rollers and the speed of products on the belt will be 2 times of the belt speed.