




HS-2200-B2-EL Technical Data Sheet



Pitch: 19.05mm (3/4 inch)

Width: 400mm

Open Area : --

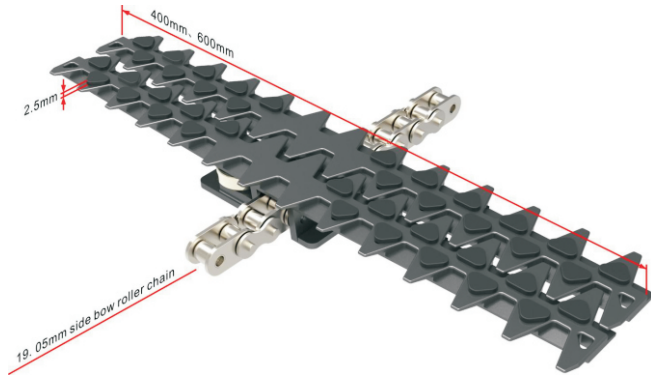
Approved: --

Rod: --

Friction Top: Yes

Side Guard: No

Spiral Turning : Yes



Data

Chain material	Chain Strength		Temperature		Turning Radius
	Strength (kgf)	total load(kg)	℃ (min.)	℃ (max.)	mm (Min)
Carbon steel	3500	600	-40	93	650
Stainless steel	2800	480	-40	93	650

Color Table

Polypropylene					Polyethylene					Acetal				
W	G	N	DB	B	W	G	N	DB	B	BL	G	N	DB	B
										●				

W-White, G-Gray, N-Nature, DB-Dark brown, B-Blue BL-Black

Note

1. Max length of carbon steel chain: 60meters, Max length of stainless steel chain: 45meters.
2. Max speed: 60M/min.
3. The packaging of chain: 3.048M/pc.

HS-2200 - B2-EL Spiral Plate Chain Conveyor Belt

HS-2200 - B2-EL Spiral Plate Chain Conveyor Belt is a kind of high-quality conveyor belt specially developed for spiral conveyor by HONGSBELT International (HK) Limited. It is made of composite plastic steel material and characterized by wear resistance, long service life, as well as herringbone stagger design, which is available to reduce umbrella seam in circular motion, makes the conveyed object stand on the conveyor belt more stably, and even avoids product damage or falling down due to the sinking of contacting part in seam.

As to the product with big rake angle, HS-2200 - B2-EL friction block form plate link chain is optional, and inner edge bearing is a famous international brand. This bearing performs better in lubrication and service life of its rigidity.

HS-2200 - B2-EL Spiral Plate Chain Conveyor Belt has the pitch of 3/4 inch, same as the specification of general Spiral Plate chains on sell, and it can also be selected by other brands.

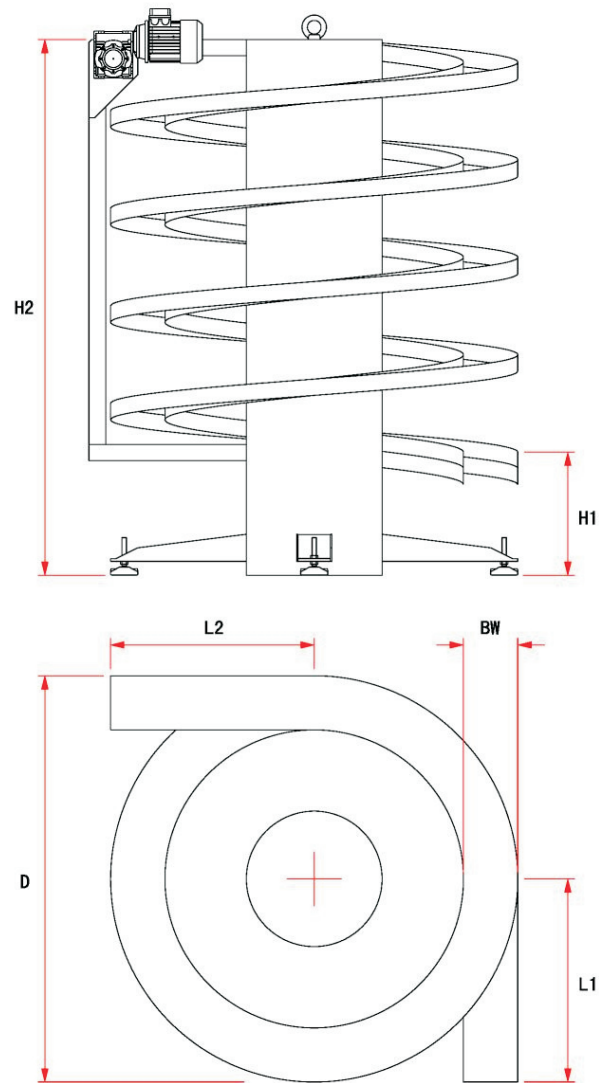
For maintenance substitution, HS-2200 - B2-EL Spiral Plate Chain Conveyor Belt has maintenance compatibility.

Features of HS-2200 - B2-EL Spiral Plate Chain Conveyor Belt

- ⌘ HONGSBELT International (HK) Limited engages in the professional production of spiral conveyor. HS-2200-B2-EL Spiral Plate Chain Conveyor Belt developed and improved by the Company is a well-designed, practical and high-quality conveying system. Its dedicated drive chain has special-grade 3/4 inch side bow roller chain and it has higher rigidity and tensile strength than other brands.
- ⌘ HS-2200 - B2-EL Spiral Plate Chain Conveyor is available to deliver objects upwards or downwards in helical curve within minimum space. It saves space for the layout of assembly line and is suitable for demands such as inter-floor continuous conveying, temporary storage and slow conveying, and cooling and delaying, of automatic warehousing system.
- ⌘ HS-2200 - B2-EL Spiral Plate Chain Conveyor adopts thin design to reduce gross weight. But, it does not give up loading efficiency due to light weight, and still has high load bearing capacity and simplified structural design, and it is easy for lubricating and maintenance (please contact customer service department for design parameters).

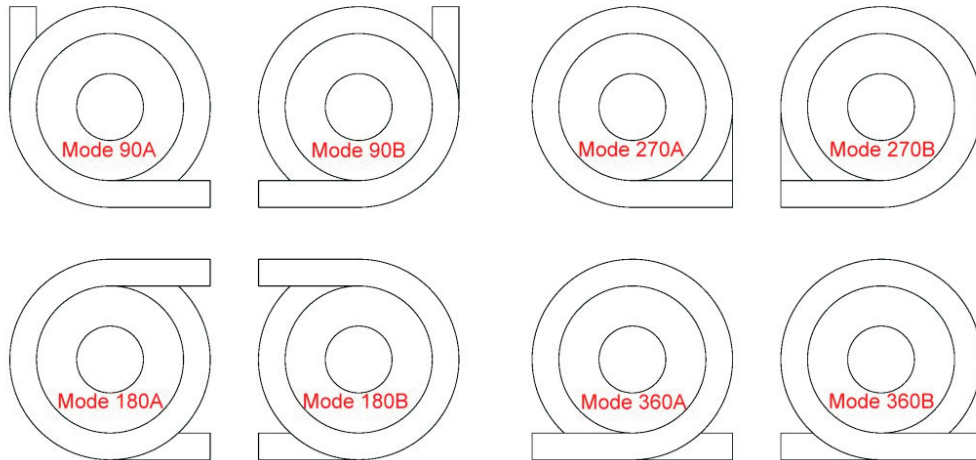
Size of HS-2200 - B2-EL Spiral Plate Chain Conveyor

- ⌘ HS-2200 - B2 Spiral Plate Chain Conveyor has two fixed specification: W = 420mm (effective width: 400mm) and 620mm (effective width: 600mm). Please tell us your required size according to the figure below.



④ Height and Storey

1. Please fill in your required below exit and entrance height (H1), length of straight line segment (L1), lift range (H2), length of straight line segment (L2), and state uphill and downhill conveying requirements.
2. The maximum height of the conveyor is 6m and the maximum number of storeys is ten. Please contact customer service department of the Company for inclination changes due to different heights and numbers of storeys.
3. External dimension (OD): HS-2200 - B2-EL- 400mm: 1,720mm; HS-2200-2 B-EL-600mm: 1,920mm
4. Please refer to the schedule and graphical representation for exit and entrance direction of Mode N.
5. Please describe the angle of inclination for successful lift or the material of the conveyed object touching the conveyor belt.
6. Please describe the volume and heading of the conveyed object.
7. Please describe the operating dry and humidity environment as well as temperature difference of the conveyor.
8. Please describe the supply voltage and current frequency of the conveyor.



④ Maximum bearing capacity

1.The conveyor can be made of carbon steel and stainless steel. Due to the operating environment demand of the conveyor, carbon steel or stainless steel chain may be designated for driving.

2.Please note that the total load of carbon steel chain is below 750kg and that of stainless steel chain is below 600kg.

3.For optimized driving motor, please describe the maximum load and conveying speed. If velocity change is required, please tell us beforehand so that we can provide you with speed control system.

The maximum conveying speed is 60M/min, and automatic lubricating device should be installed to elongate the service life if the conveying speed exceeds 30M/min.